
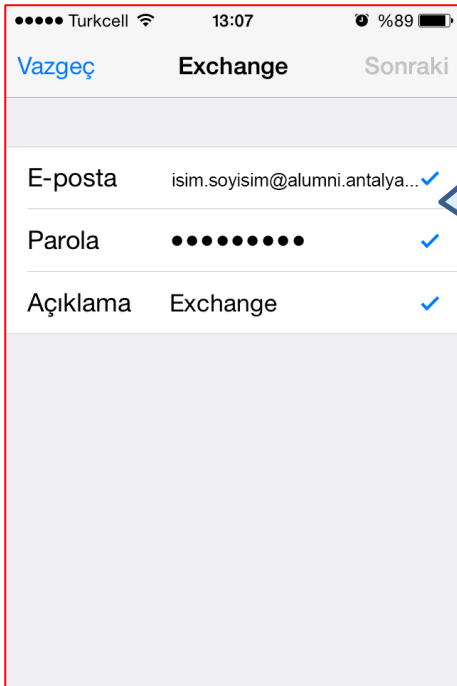
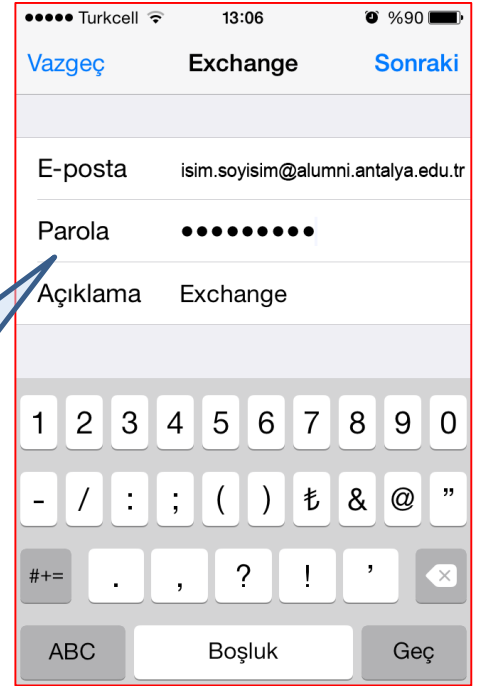


iPhone & iPad



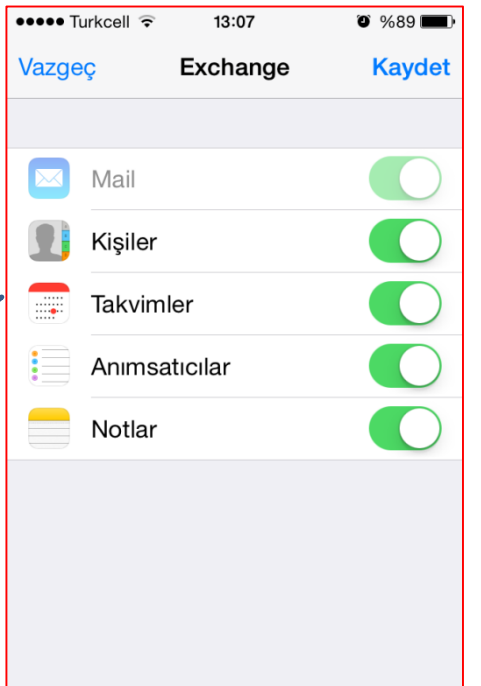
1st. Select the Type of Service: Exchange
1nci. Hizmet Türünü Seçiniz: Exchange

2nd. Fill the Blank Fields,
E-posta: your e-mail address
Parola: Your Password
2nci. E-posta adresinizi ve şifrenizi giriniz.



3rd. Your information is approved?
3ncü. Girdiğiniz bilgilerin onaylandığını görünüz.

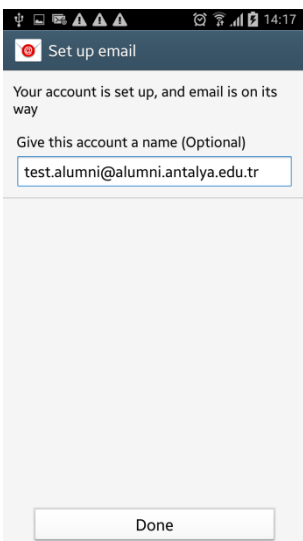
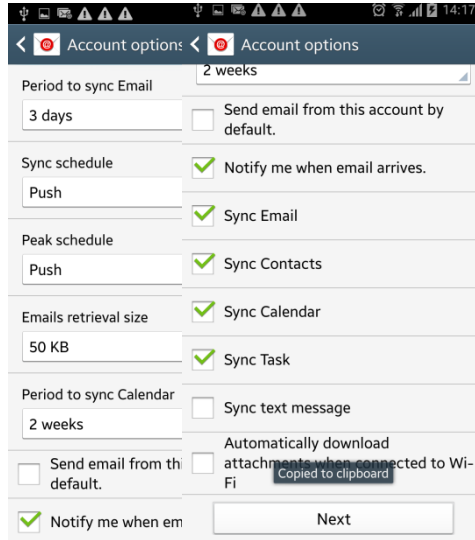
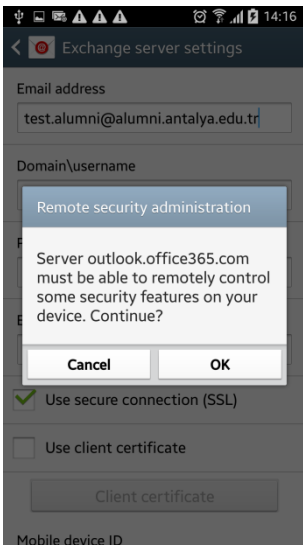
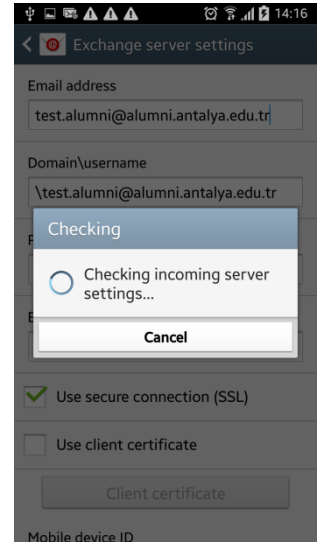
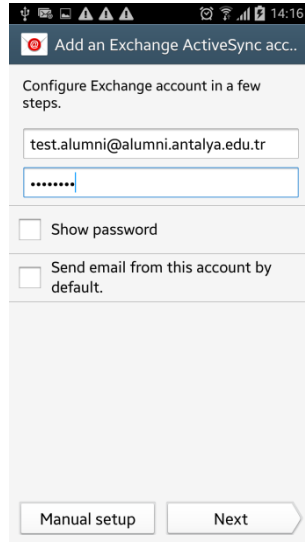
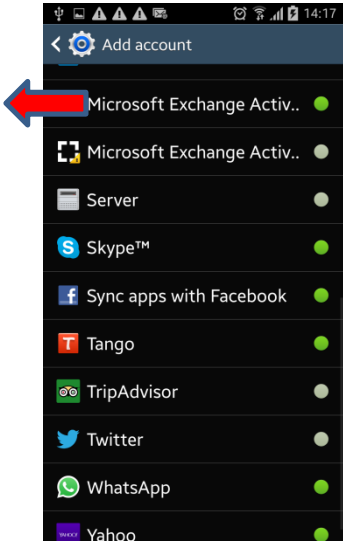
4th. Synchronize the other options.
4ncü. Diğer seçenekleride eşzamanlı hale getirebilirsiniz.



For More Details / Daha Fazla Detay için

<http://office.microsoft.com/en-001/office365-suite-help/set-up-email-on-apple-iphone-ipad-and-ipod-touch-HA102818554.aspx>

Android Phone & Tablets



For More Details / Daha Fazla Detaý için

<http://office.microsoft.com/en-001/office365-suite-help/set-up-email-on-an-android-phone-or-tablet-HA102823196.aspx>